

Measuring user experience of parcel delivery to residential addresses 2023

Fieldwork: January 2023 and July – August 2023

Summary of key findings

1

Overall, most residential parcel recipients are satisfied with their parcel delivery experiences. The average satisfaction score across delivery companies is 78%. Under one in ten (8%) are dissatisfied. Satisfaction levels are similar across urban and rural areas of the UK.

2

Satisfaction with the contact and complaints handling process is lower. When we look at the average satisfaction scores per provider, less than half are satisfied with each of; the contact process (41%), complaint handling (43%) and resolution of issue (47%). Amongst those dissatisfied with the contact process, 55% cited not being able to contact the company by telephone as the reason for their dissatisfaction.

3

Users who said that they had a limiting or impacting condition were more likely to experience problems or issues with a delivery service (73% vs 65% among those who did not report a limiting or impacting condition). Those with limiting/ impacting conditions would like to see improvements, such as having more time to answer the door and being able to send specific instructions in advance of delivery.

4

There are some reported differences in satisfaction scores between experiences with different delivery companies.

Objectives and methodology

This study was conducted in 2023, taking in two waves, firstly in January and then in July and August*.

An online survey was conducted by Yonder Consulting and completed by **4,107 people** aged 16+. This sample was comprised of UK residents who had experience of UK delivery companies in the six months prior to research. All data was weighted to align with the UK population profile on age and gender, region, ethnicity, and social grade to ensure alignment with known proportions occurring naturally within the UK population.

The primary objective of the research was to understand the experience of residential users when receiving parcel deliveries. Specifically, Ofcom sought to:

- Measure the reported quality of service received from different delivery companies;
- Measure the reported satisfaction and experience with different delivery companies when making a complaint (or customer contact);
- Understand the experience of users with impacting/limiting conditions, and the reported quality of service they receive from different delivery companies;

In addition to the primary objective, the research captured the experiences of users with impacting/limiting conditions when sending parcels.

Further details on how the research defined users in urban and rural areas and those with impacting/limiting conditions are set out in Appendix 2. Note that Royal Mail services were affected by strikes in the latter half of 2022 and the first half of 2023 which may have had an impact on the findings.

*NB – the large majority (97%) of the Wave Two interviews were completed between 24-27 July. The remaining interviews were conducted on 21 August to fill sample quotas.

Delivery issues have been grouped for analysis as follows:

NET*: Not delivered on time as expected	NET: Accessibility issues	NET: Courier/transit issues	NET: Lack of information / options
Parcel was not delivered	Parcel collection point was not convenient	Parcel was damaged	Inconvenient options for delivery
Parcel delivery was delayed	I was not given sufficient time to answer the door	Did not attempt to deliver in person (e.g. left 'you were not in' card even when I was at home to collect parcel)	Incorrect or insufficient tracking information
	Parcel left in inaccessible place	Parcel left in inappropriate location	Unable to rearrange the delivery
	I was required to sign a form I could not read	Delivery person was rude or unhelpful	
	The process for selecting a timeslot was not accessible to me	Delivery person did not knock loudly enough or ring the doorbell	
	The process for requesting special delivery instructions was not accessible to me	Parcel was not left in my nominated safe space	
	Parcel delivered to a location that I could not access (e.g. local shop or post office)	Parcel was damaged	

Source: Ofcom Quality of postal services survey JUL-23

Q3. Delivery issues - all experienced: Which, if any, of the following issues have you experienced with these delivery companies in the last 6 months?

Q3. Base: All respondents who have used [delivery company] in the past 6 months JUL 2023: Total (2007)

The term "NET" is used to describe a group of different response, as indicated in the table.

Section 1

Experience of delivery issues

35% of parcel recipients have experienced a delivery delay with at least one company

Experience of issues (Top 10) – by company (Waves 1 & 2 combined)

Significantly higher/lower than the average at 95% confidence

	Average across companies	Royal Mail	DHL	DPD	FedEx	Evri	Parcelforce	TNT Express	UPS	Yodel	Amazon	DX Delivery	NET: Any company
NET: Any issues experienced	34%	38%	24%	26%	31%	47%	29%	36%	28%	35%	35%	36%	68%
Parcel delivery was delayed	10%	18%	5%	5%	5%	18%	10%	6%	5%	9%	8%	6%	35%
Parcel left in inappropriate location	6%	3%	4%	4%	3%	13%	3%	4%	3%	7%	10%	5%	22%
Delivery person did not knock loudly enough or ring the doorbell	6%	5%	3%	5%	4%	10%	4%	3%	3%	6%	8%	4%	20%
I was not given sufficient time to answer the door	6%	5%	3%	4%	4%	8%	4%	6%	4%	6%	8%	3%	17%
Parcel was not delivered	5%	6%	3%	4%	3%	11%	3%	4%	2%	5%	4%	3%	20%
Did not attempt to deliver in person	5%	6%	3%	4%	3%	9%	4%	4%	3%	5%	4%	4%	17%
Incorrect or insufficient tracking information	4%	5%	3%	3%	4%	9%	4%	4%	3%	5%	3%	4%	16%
Parcel was damaged	4%	4%	2%	2%	3%	8%	2%	4%	3%	4%	4%	3%	15%
Parcel was not left in my nominated safe space	4%	3%	2%	3%	2%	8%	3%	5%	3%	5%	5%	4%	15%
The process for selecting a timeslot was not accessible to me	4%	4%	3%	4%	5%	5%	4%	5%	4%	4%	3%	7%	9%

Source: Ofcom Quality of postal services survey Jan/Jul-23

Q3. Delivery issues - all experienced: Which, if any, of the following issues have you experienced with these delivery companies in the last 6 months?

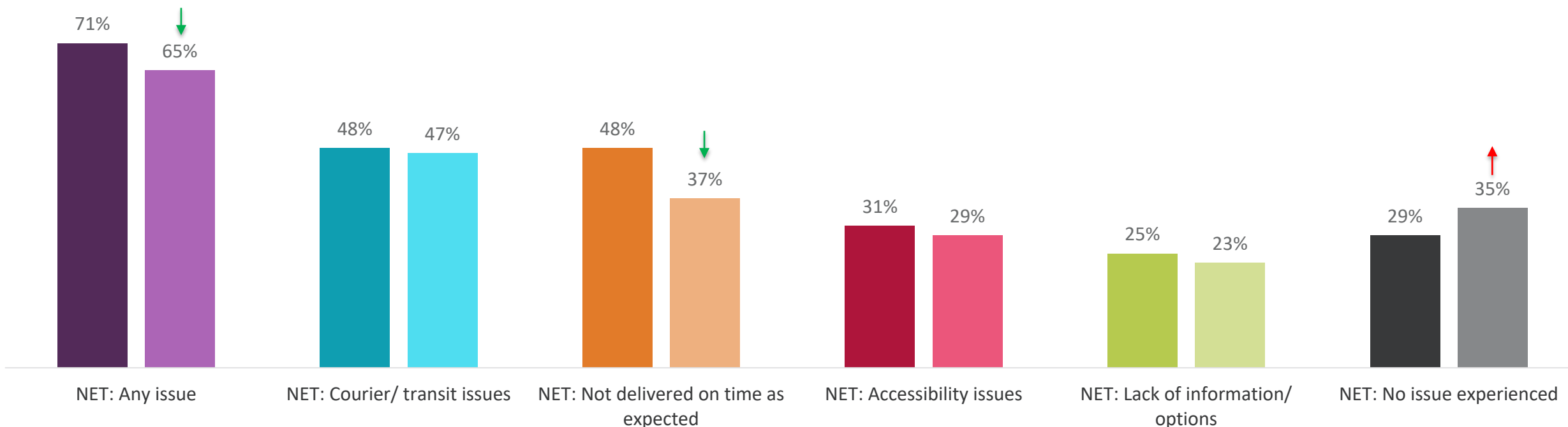
Q3. Base: All respondents who have used [delivery company] in the past 6 JAN/JULY 2023: Total (4107), Royal Mail (3804), DHL (1715), DPD (2890), FedEx (743), Evri (3097), Parcelforce (1800), TNT Express (365), UPS (1084), Yodel (2131), Amazon (3678), DX Delivery Services (354), Average across companies (1815). A simple 'mean' calculation was used to calculate the 'average across companies': total sum of counts ÷ number of delivery companies, as a proportion of the average number of users per delivery company.

Reported experience of *any* issue, and parcels not being delivered on time, improved during 2023

Experience of delivery issues – NET Any delivery company (Wave 1 v Wave 2)

W1 = Darker shading
W2 = Lighter shading

↑ ↓ Significantly higher/lower than Jan '23 (W1) at 95% confidence

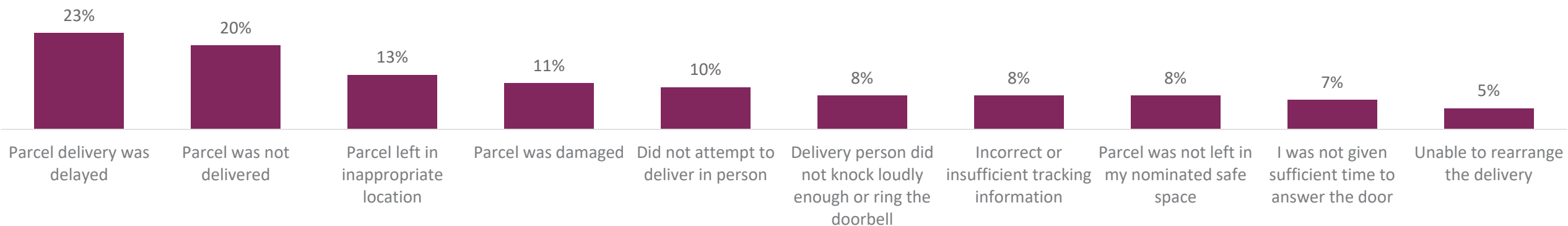


Source: Ofcom Quality of postal services survey Jan-23/Jul-23 Q3. Delivery issues - all experienced: Which, if any, of the following issues have you experienced with these delivery companies in the last 6 months? Q3.
Base: All respondents who have used [delivery company] in the past 6 months JAN/JUL 2023: Total (2038/2069)

N.B. Given that Wave 1 fieldwork was carried out in January 2023 it is likely that pre-Christmas postal strikes, and the associated impact on delivery timelines, were fresh in the minds of respondents in Wave 1. This may have impacted Wave 1 experiences.

Parcel deliveries being delayed, and parcels not being delivered are the most common issues for which contact with a delivery company has been made

Issues for which contact was made (Top 10) – NET: Any (Wave 1 & 2 combined)



Source: Ofcom Quality of postal services survey Jan/Jul-23

Q4. Issue contact - screener: You said you have had the following issues with [delivery company] in the last 6 months. Which, if any, have you contacted the delivery company about?

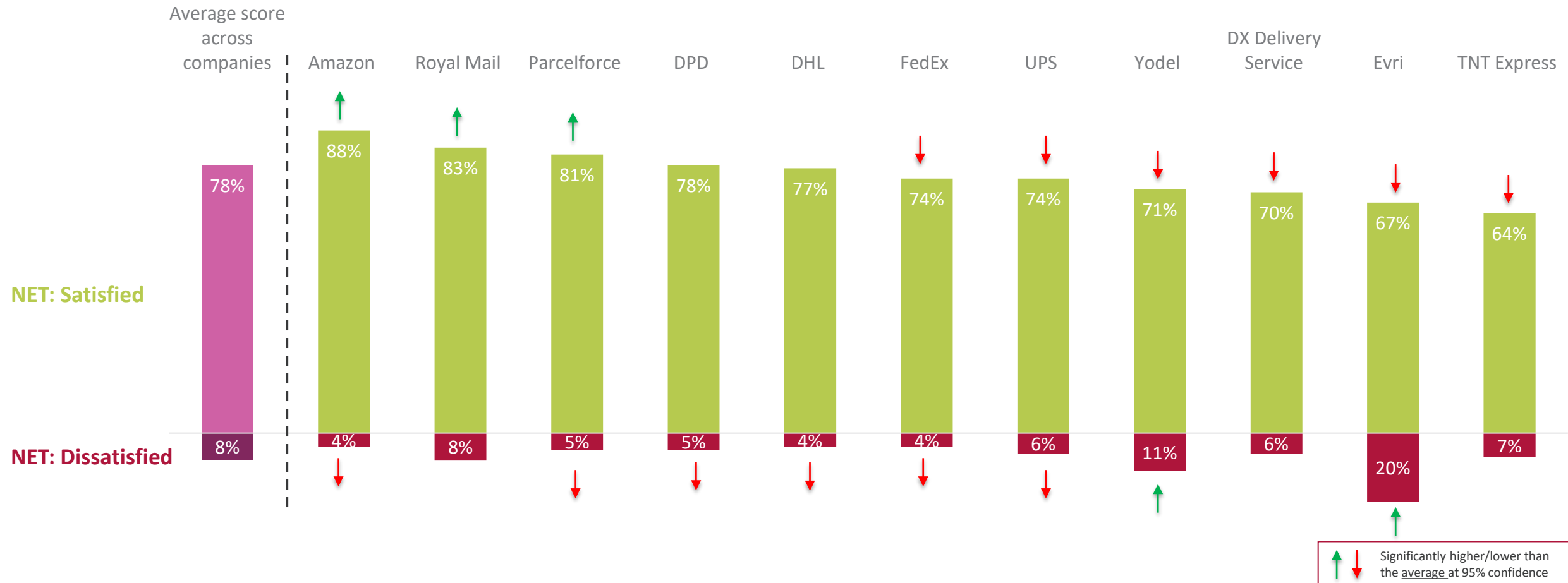
Q4. Base: All respondents who have experienced an issue with [delivery company] in the past 6 months JAN/JULY 2023: Total (2799)

Section 2

Satisfaction with delivery companies

On average across delivery companies, 78% of recipients were satisfied with the delivery experience overall

Satisfaction and dissatisfaction with delivery companies – Total (Waves 1 & 2 combined)



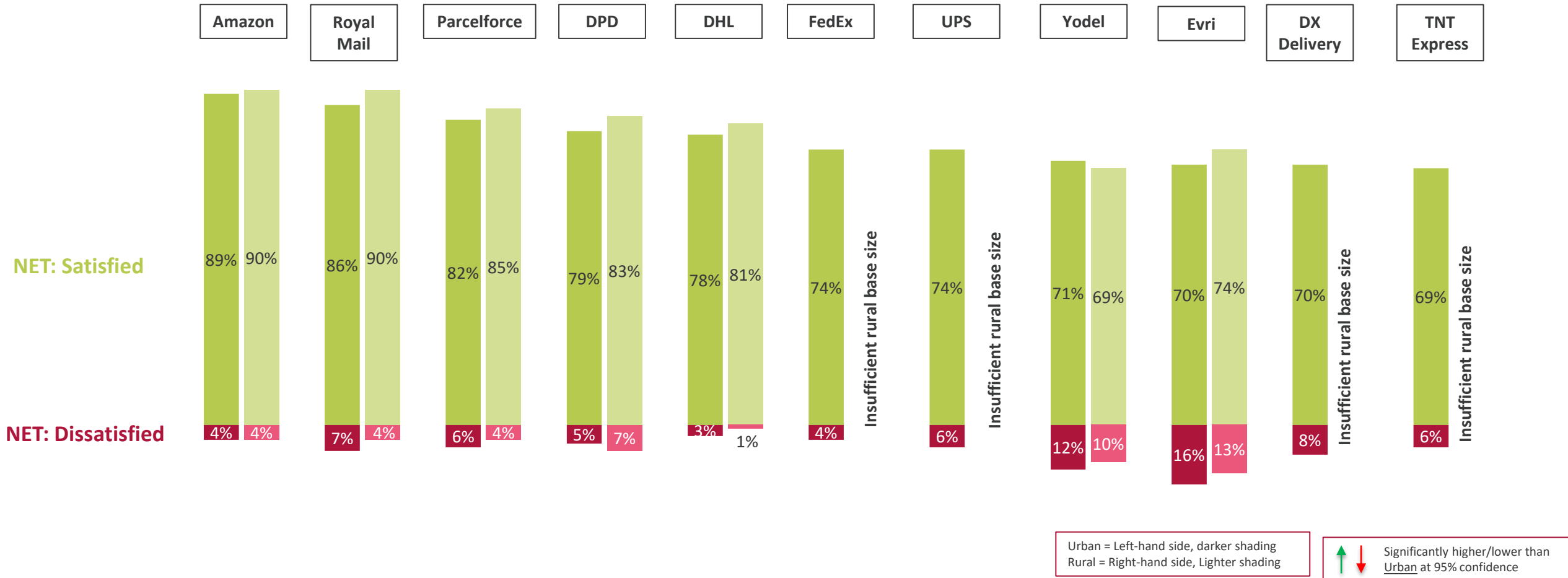
Source: Ofcom Quality of postal services survey Jan/Jul-23

Q2. Satisfaction with delivery: And over the past 6 months, how satisfied or dissatisfied are you with your deliveries from ...?

Q2. Base: All respondents who have used [delivery company] in the past 6 months JAN/JULY 2023: Total (4107), Royal Mail (3804), DHL (1715), DPD (2890), FedEx (743), Evri (3097), Parcelforce (1800), TNT Express (365), UPS (1084), Yodel (2131), Amazon (3678), DX Delivery Services (354), All company average (1815)

Satisfaction with delivery services is similar among urban and rural respondents

Satisfaction and dissatisfaction with delivery companies – Urban vs Rural (Wave 2 , July-August only)



Source: Ofcom Quality of postal services survey Jul-23

Q2. Satisfaction with delivery: And over the past 6 months, how satisfied or dissatisfied are you with your deliveries from ...?

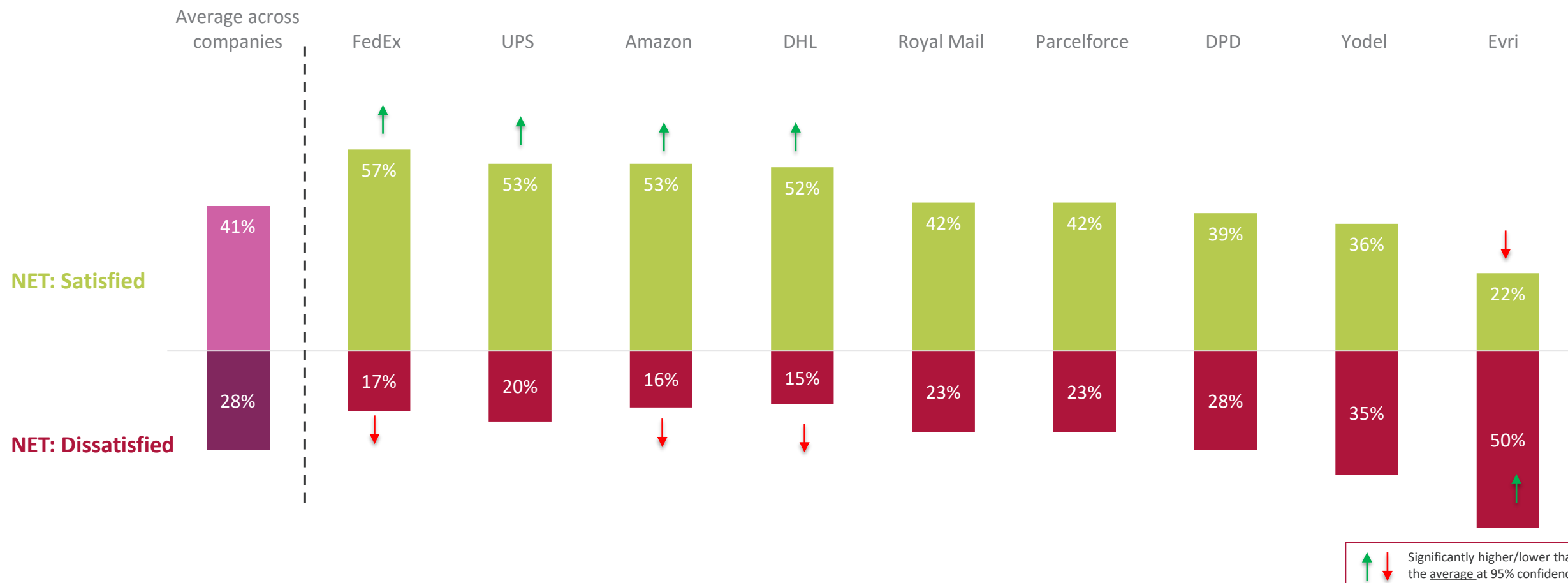
Q2. Base: All respondents who have used [delivery company] in the past 6 months JUL 2023: Total (1694 Urban, 252 Rural), Royal Mail (1570 Urban, 240 Rural), DHL (675 Urban, 129 Rural), DPD (1177 Urban, 298 Rural), FedEx (292 Urban), Evri (1280 Urban, 207 Rural), Parcelforce (717 Urban, 137 Rural), TNT Express (144 Urban), UPS (411 Urban), Yodel (863 Urban, 146 Rural), Amazon (1521 Urban, 216 Rural), DX Delivery Services (130 Urban) N.B. urban/rural Classification using postcode data was only available from W2, so W2-only data has been used here.

Section 3

Satisfaction with the contact process

On average, 41% of those who contacted each delivery company were satisfied with the experience of “contacting the company to discuss an issue”

Satisfaction and dissatisfaction with contact process - **Contacting the delivery company to discuss an issue (Waves 1 & 2 combined)**



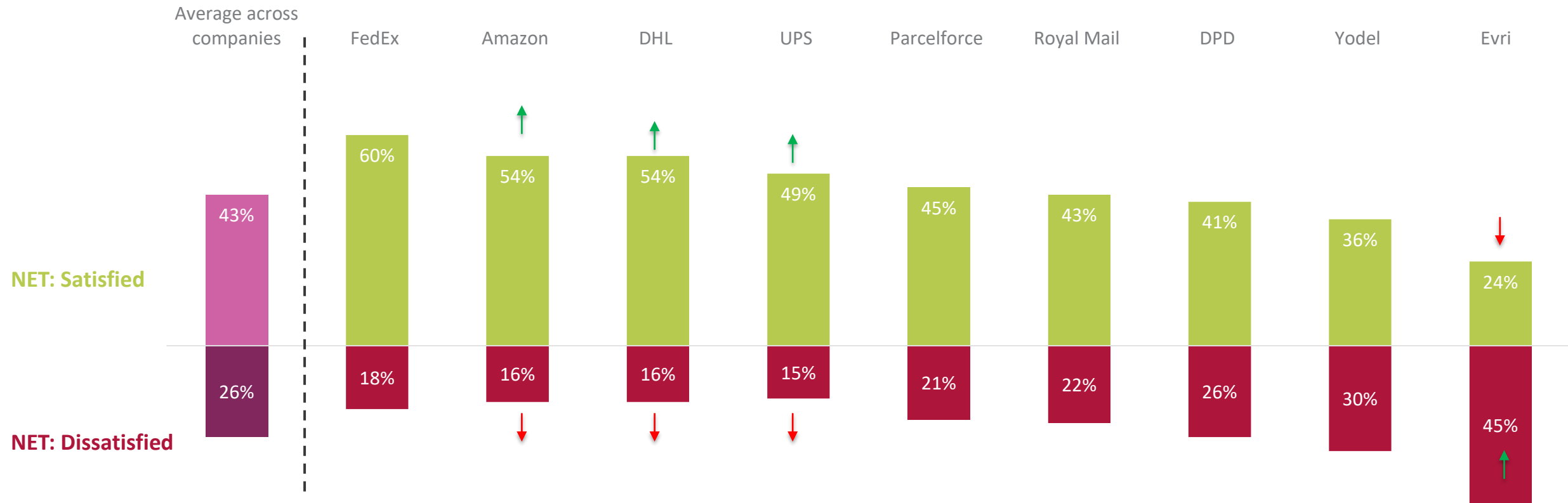
Source: Ofcom Quality of postal services survey Jan/July-23

Q6. Complaint satisfaction: Thinking about the last time you contacted [delivery company], how satisfied were you with the following aspects of the contact process?

Q6. Base: All respondents who have contacted about an issue [delivery company] in the past 6 months JAN/JULY 2023: Total (1681), Royal Mail (615), DHL (215), DPD (350), FedEx (110), Evri (751), Parcelforce (219), UPS (159), Yodel (353), Amazon (605). Satisfaction scores for delivery companies where the sample size was less than 100 are not shown.

On average, 43% were satisfied with how their complaint was handled by staff

Satisfaction and dissatisfaction with contact process - How your complaint was handled by staff at the delivery company (Waves 1 & 2 combined)



↑ ↓ Significantly higher/lower than the average at 95% confidence

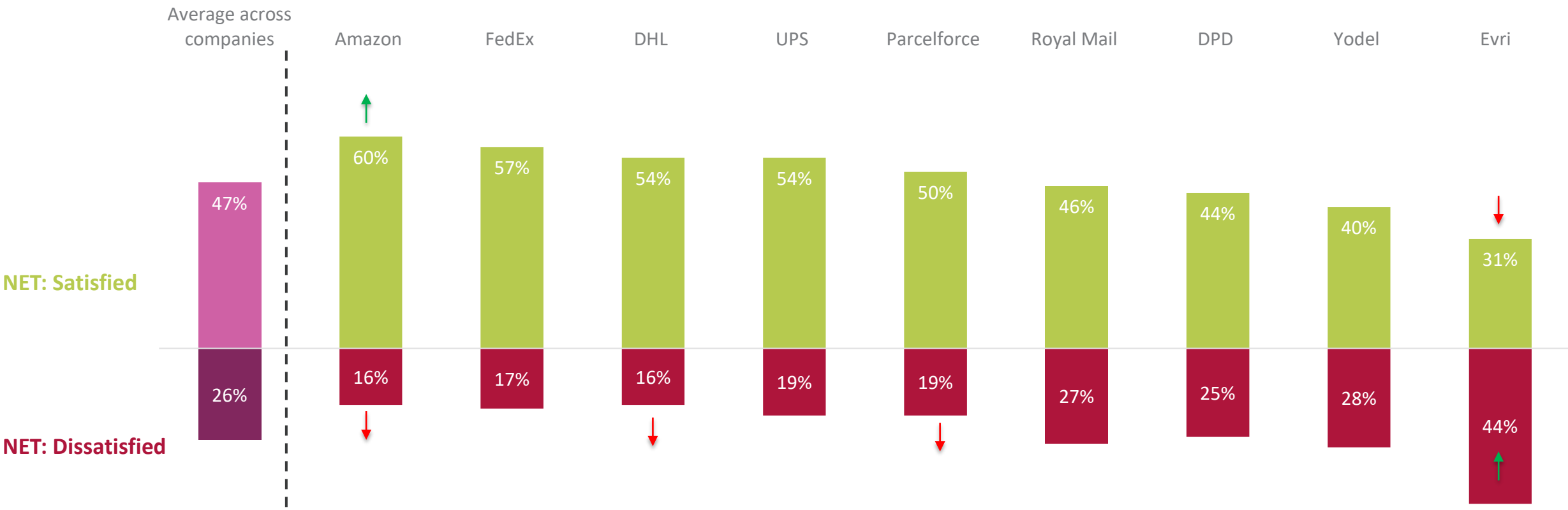
Source: Ofcom Quality of postal services survey Jan/July-23

Q6. Complaint satisfaction: Thinking about the last time you contacted [delivery company], how satisfied were you with the following aspects of the contact process?

Q6. Base: All respondents who have contacted about an issue [delivery company] in the past 6 months JAN/JULY 2023: Total (1681), Royal Mail (615), DHL (215), DPD (350), FedEx (110), Evri (751), Parcelforce (219), UPS (159), Yodel (353), Amazon (605). Satisfaction scores for delivery companies where the sample size was less than 100 are not shown.

On average, 47% of those contacting each delivery company were satisfied that their issue was resolved

Satisfaction and dissatisfaction with contact process - **That your issue was resolved (Waves 1 & 2 combined)**

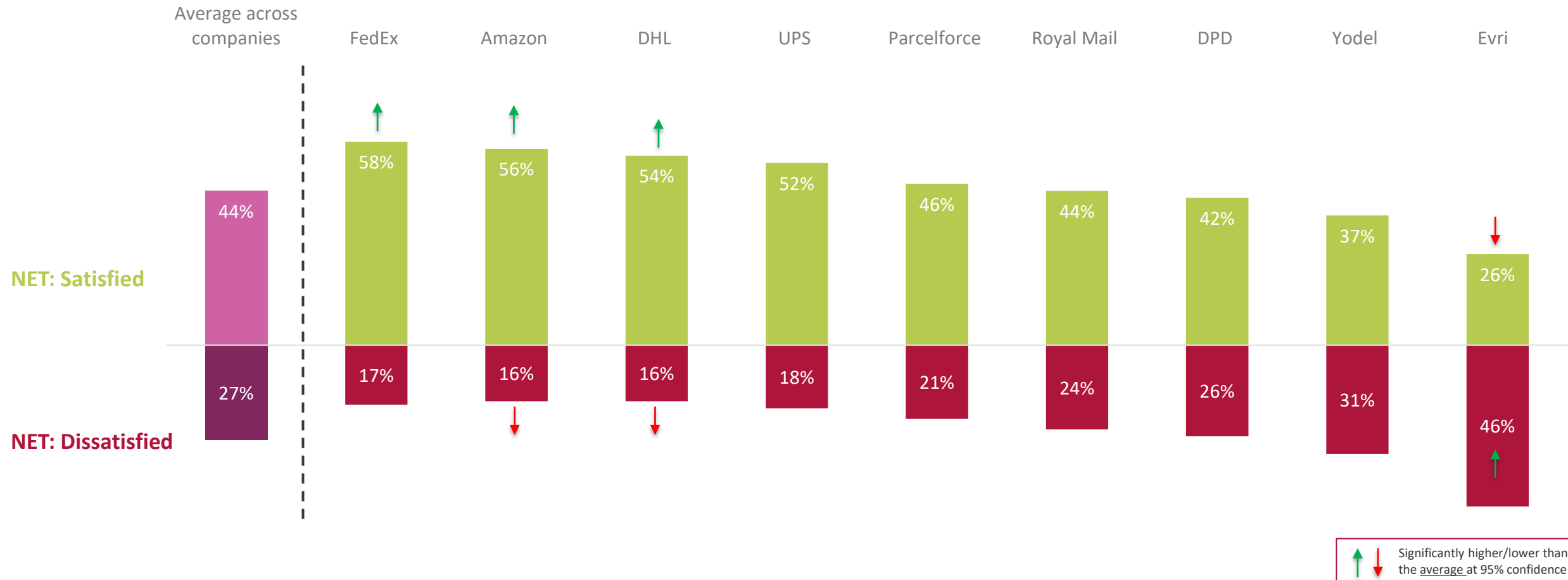


↑ ↓ Significantly higher/lower than the average at 95% confidence

Source: Ofcom Quality of postal services survey Jan/July-23
 Q6. Complaint satisfaction: Thinking about the last time you contacted [delivery company], how satisfied were you with the following aspects of the contact process?
 Q6. Base: All respondents who have contacted about an issue [delivery company] in the past 6 months JAN/JULY 2023: Total (1681), Royal Mail (615), DHL (215), DPD (350), FedEx (110), Evri (751), Parcelforce (219), UPS (159), Yodel (353), Amazon (605). Satisfaction scores for delivery companies where the sample size was less than 100 are not shown.

Across the three elements of the contact process, on average, just over four in ten of those who made contact were satisfied

Satisfaction and dissatisfaction with contact process – **Average across elements of the contact process (Waves 1 & 2 combined)**



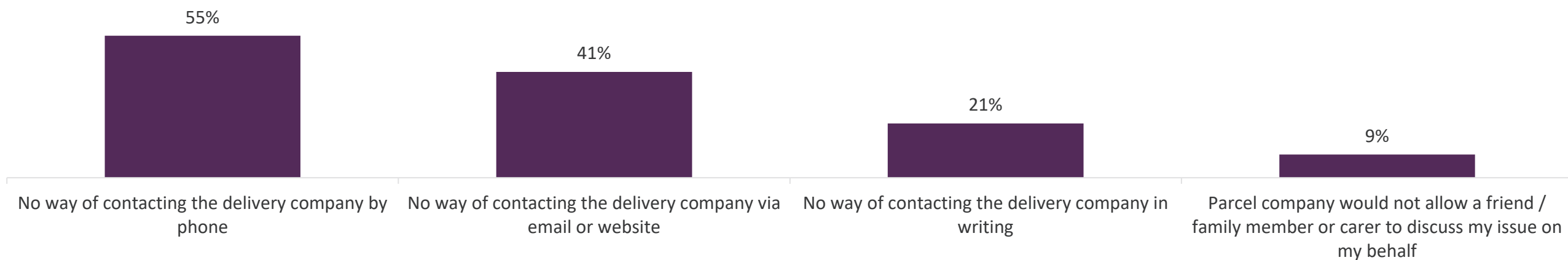
Source: Ofcom Quality of postal services survey Jan/July-23

Q6. Complaint satisfaction: Thinking about the last time you contacted [delivery company], how satisfied were you with the following aspects of the contact process?

Q6. Base: All respondents who have contacted about an issue [delivery company] in the past 6 months JAN/JULY 2023: Total (1681), Royal Mail (615), DHL (215), DPD (350), FedEx (110), Evri (751), Parcelforce (219), UPS (159), Yodel (353), Amazon (605). Satisfaction scores for delivery companies where the sample size was less than 100 are not shown.

Among those dissatisfied with the process of contacting the delivery company, 55% said that this was because there was no way to contact the company by telephone

Dissatisfaction with contact – NET: Any company (Waves 1 & 2 combined)



Source: Ofcom Quality of postal services survey Jan-23/ Jul-23

Q7. Difficulty in contact: Why were you dissatisfied with the process of contacting [delivery company]?

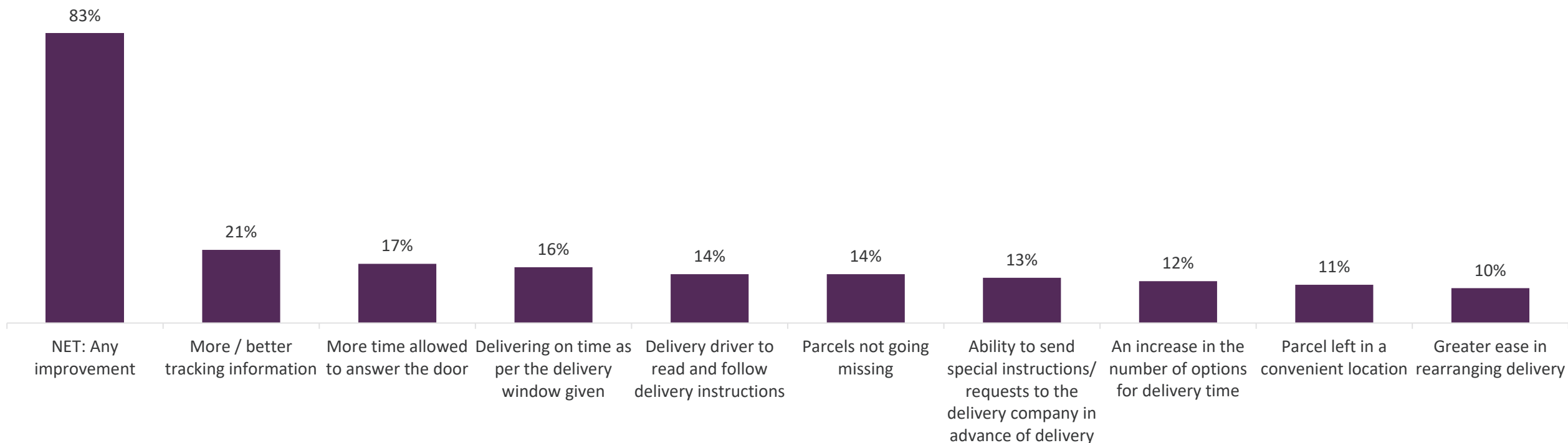
Q7. Base: All respondents who have contacted [delivery company] and were dissatisfied JAN 2023/ JUL 2023: Net Any (741)

Section 4

Suggested service improvements

About eight in ten parcel recipients would like to see at least one service improvement but there were a range of views, with no single improvement emerging as consensus preference

Suggested improvements (Top 9) – NET: Any company (Waves 1 & 2 combined)



Source: Ofcom Quality of postal services survey Jan/Jul-23

Q8. QoS: Of the following areas, in which would you most like to see improvement on the part of the delivery companies that have delivered to you in the last 6 months

Q8. Base: All respondents who have used [delivery company] in the past 6 months JAN/JULY 2023: (4107)

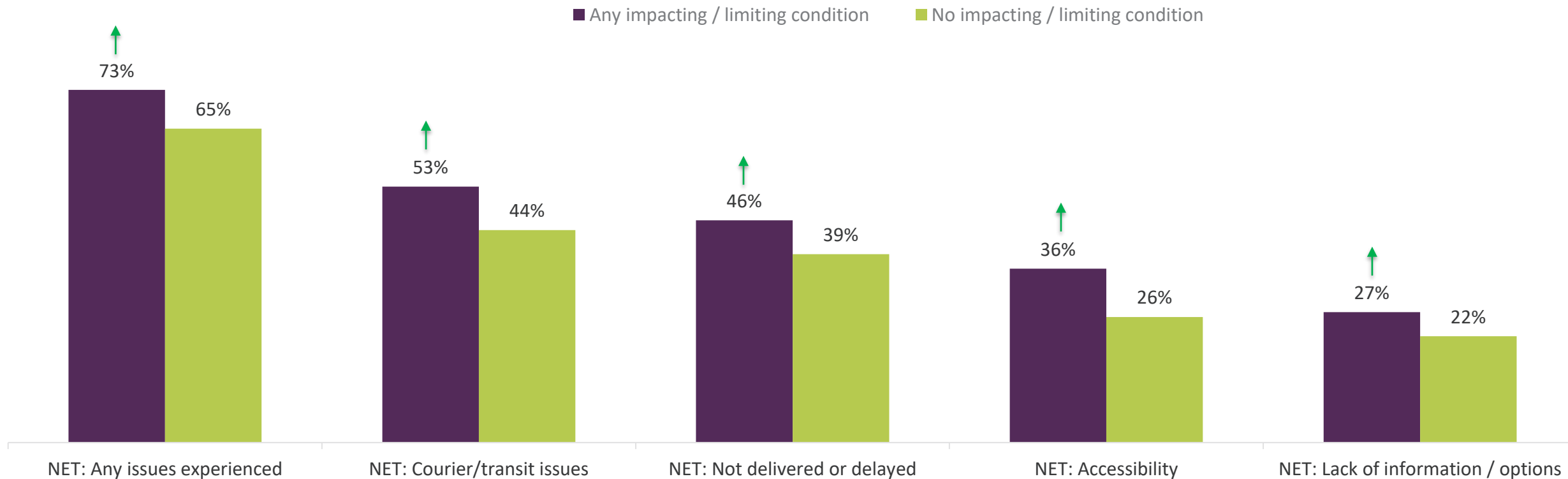
Section 5

Users with an impacting/limiting condition

Users with impacting/limiting conditions are more likely to experience problems with delivery services

Experience of issues across all delivery companies – **those with impacting / limiting condition (Waves 1 & 2 combined)**

↑ ↓ Significantly higher/lower than no impacting / limiting condition at 95% confidence



Source: Ofcom Quality of postal services survey Jan/Jul-23

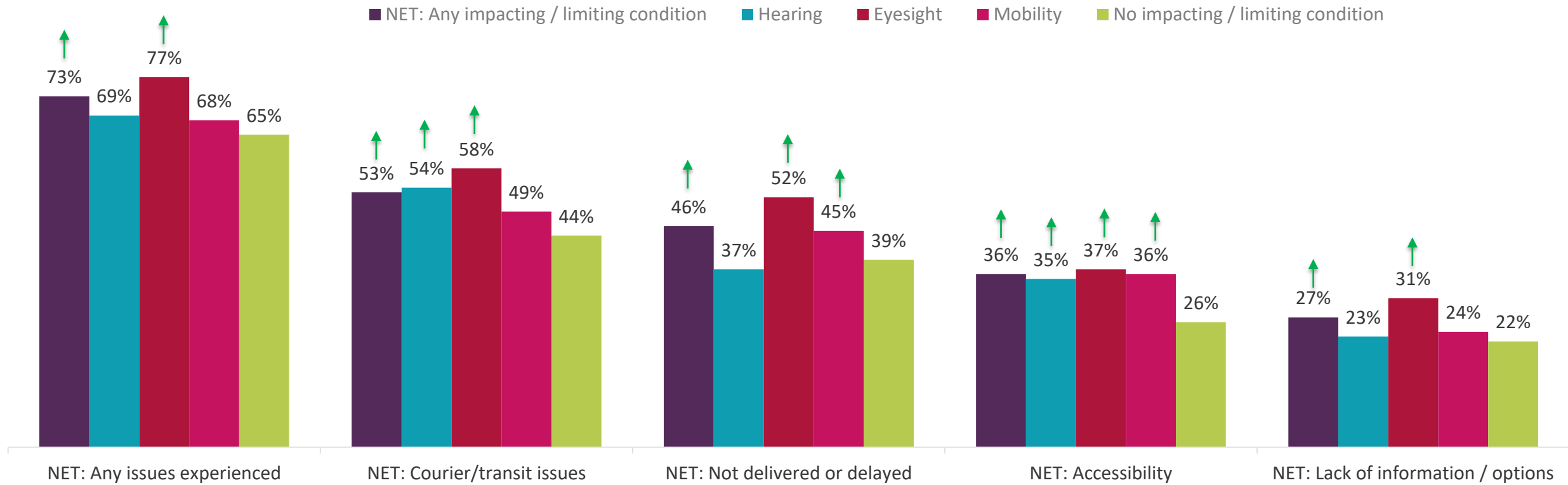
Q3. Delivery issues - all experienced: Which, if any, of the following issues have you experienced with these delivery companies in the last 6 months?

Q3. Base: All respondents who have used [delivery company] in the past 6 months JAN/JULY 2023 COMBINED: Total (4107), Any impacting/limiting condition (1581), No impacting/limiting condition (2394)

Those with eyesight conditions are more likely to experience all types of issue

Experience of issues across all delivery companies – **those with impacting / limiting condition, split by categories**
(Waves 1 & 2 combined)

Significantly higher than no impacting / limiting condition at 95% confidence
 Significantly lower than no impacting / limiting condition at 95% confidence



Source: Ofcom Quality of postal services survey Jan/Jul-23

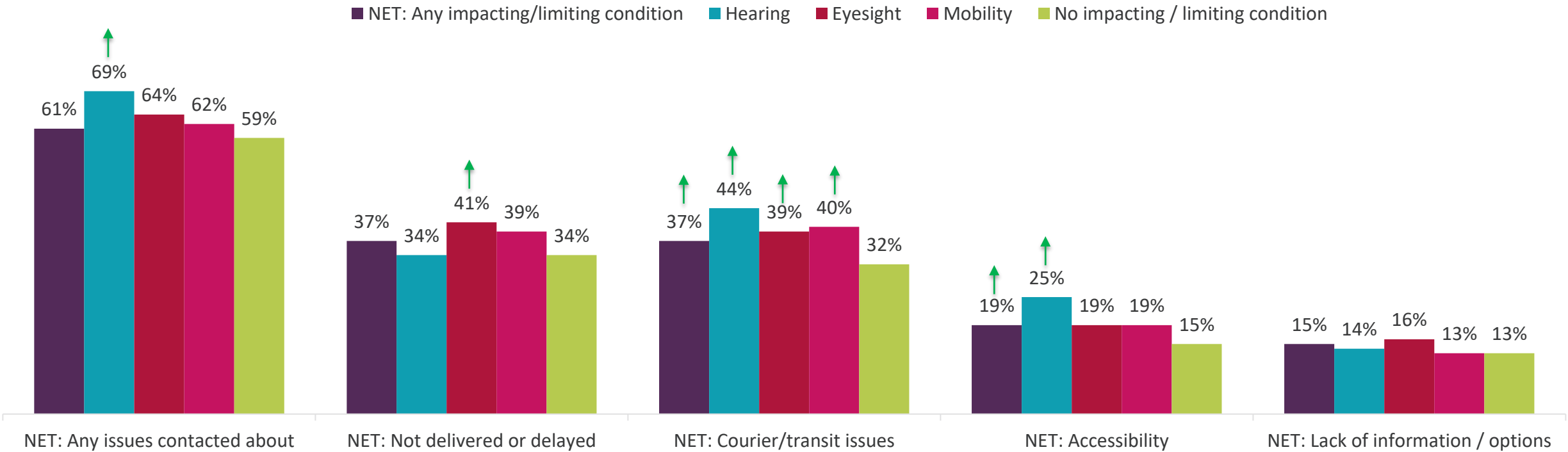
Q3. Delivery issues - all experienced: Which, if any, of the following issues have you experienced with these delivery companies in the last 6 months?

Q3. Base: All respondents who have used [delivery company] in the past 6 months JAN/JULY 2023 COMBINED: Total (4107), Any impacting/limiting condition (1581), Hearing (267), Eyesight (257), Mobility (417), No impacting/limiting condition (2394)

Users with impacting/limiting conditions are more likely to contact delivery companies about courier/transit or accessibility issues

Issues contacted about – by any company (Waves 1 & 2 combined)

Significantly higher/lower than no impacting / limiting condition at 95% confidence



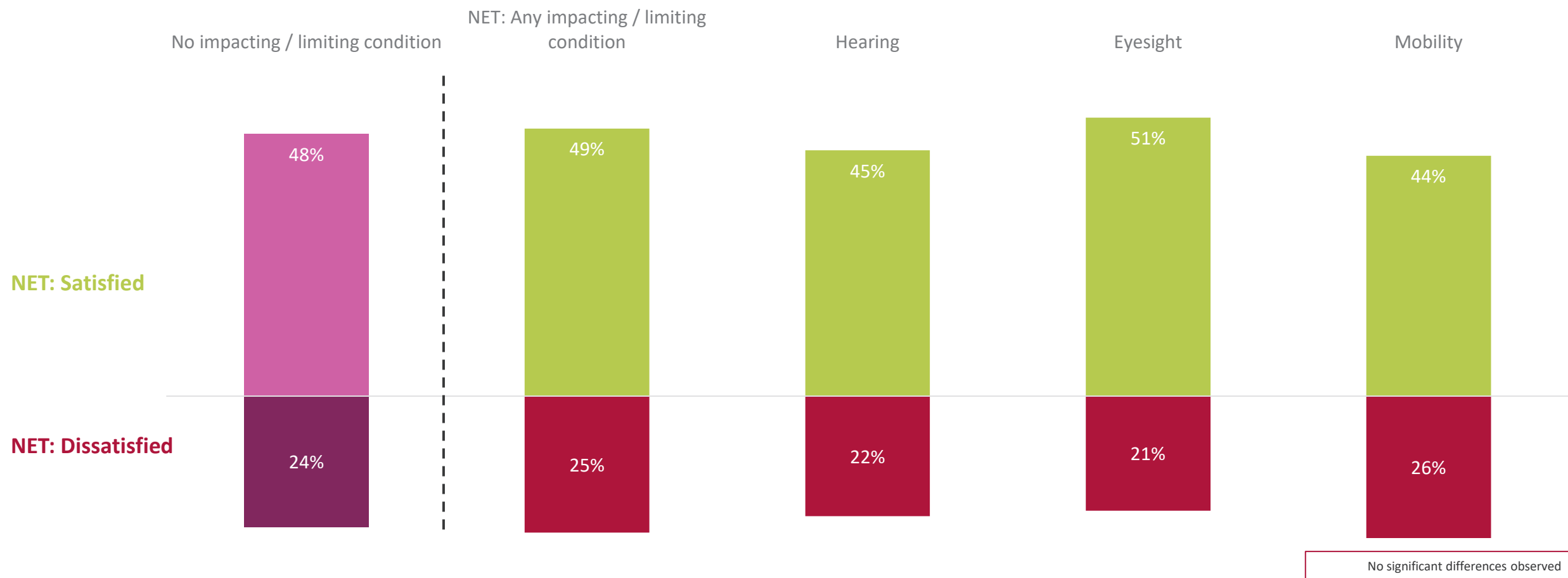
Source: Ofcom Quality of postal services survey Jan/Jul-23

Q4. Issue contact - screener: You said you have had the following issues with [delivery company] in the last 6 months. Which, if any, have you contacted the delivery company about

Q4. Base: All respondents who have experienced an issue with [delivery company] in the past 6 months JAN/JULY 2023: Total (1675), Any impacting/limiting condition (707), Hearing (126), Eyesight (124), Mobility (177) No impacting/limiting condition (909)

Those with limiting/impacting conditions have similar satisfaction/dissatisfaction with the complaints process as a whole, to those with no condition

Satisfaction and dissatisfaction with complaints service among those with an impacting/limiting condition – **Average across elements of the contact process**
(Waves 1 & 2 combined)



Source: Ofcom Quality of postal services survey Jan/July-23

Q6. Complaint satisfaction: Thinking about the last time you contacted [delivery company], how satisfied were you with the following aspects of the contact process?

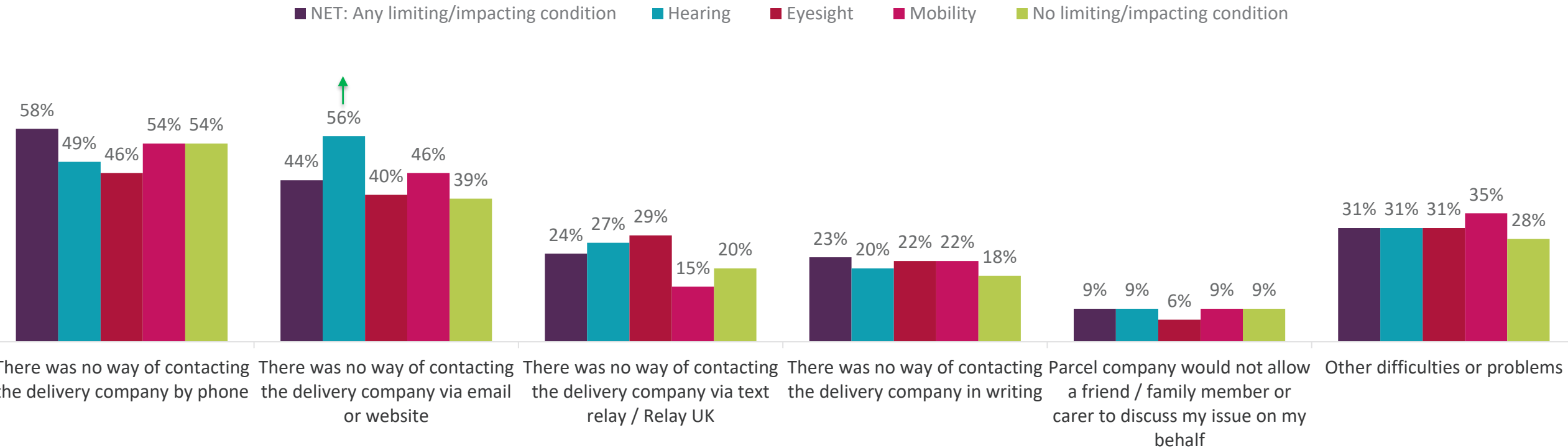
Q6. Base: All respondents who have contacted about an issue [delivery company] in the past 6 months JAN/JULY 2023: Any impacting/limiting condition (710), Hearing (127), Eyesight (127), Mobility (175) No impacting/limiting condition (912)

Those with a limiting/impacting conditions have similar reasons for dissatisfaction with the contact process to those with no condition



Difficulty in contact – those with a limiting/impacting condition by NET: Any company* (Waves 1 & 2 combined)

↑ ↓ Significantly higher/lower than no impacting / limiting condition at 95% confidence



Source: Ofcom Quality of postal services surveys Jan/Jul-23

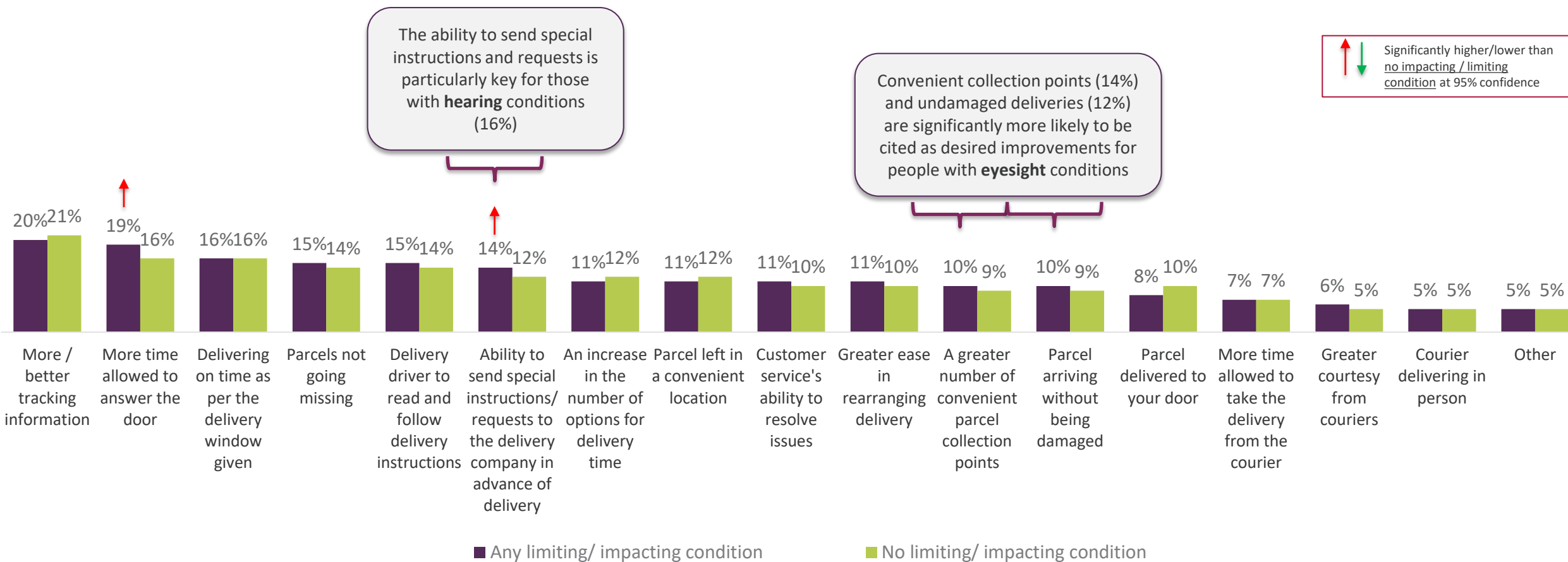
Q7. Difficulty in contact: Why were you dissatisfied with the process of contacting [delivery company]?

Q7. Base: All respondents who have contacted [delivery company] and were dissatisfied JAN/JULY 2023: Any impacting/limiting condition (344), Hearing (58*), Eyesight (56*), Mobility (51*), No impacting/limiting condition (373) *Caution low base

*N.B. Figures have been provided at the NET: Any company level since low bases across most companies would not have allowed for a fair comparison.

Those with limiting/impacting conditions would like to see improvements, such as having more time to answer the door and being able to send specific instructions in advance of delivery

QoS – Any limiting / impacting condition (Waves 1 & 2 combined)



Source: Ofcom Quality of postal services survey Jan-23/ Jul-23

Q8. QoS: Of the following areas, in which would you most like to see improvement on the part of the delivery companies that have delivered to you in the last 6 months

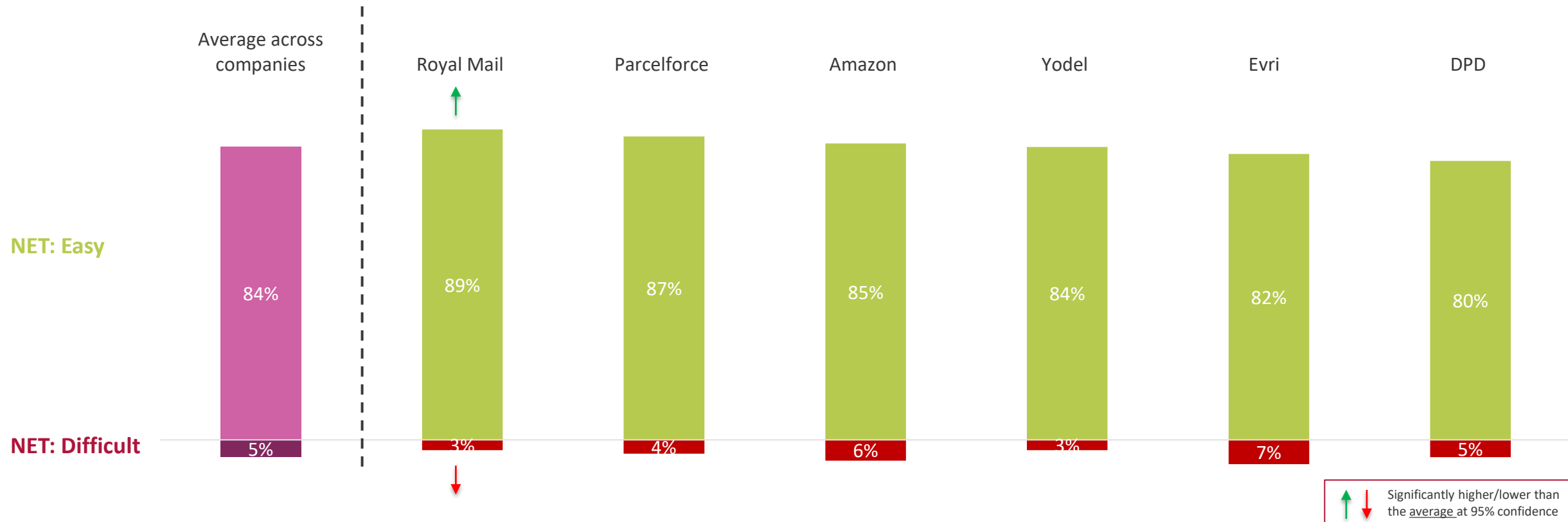
Q8. Base: All respondents who have used [delivery company] in the past 6 months JAN 2023/ JUL 2023: Any impacting/limiting condition (1578), No limiting/ impacting condition (2394); Hearing (267); Eyesight (257)

Appendix 1: Experience of **sending** parcels for those with an impacting/limiting condition

The research also asked those with an impacting or limiting condition about their experience of *sending* parcels. Previous research has revealed that disabled consumers are more likely to experience problems with parcel deliveries. We wanted to understand their experience of sending parcels.

One in twenty parcel senders with an impacting or limiting condition said that it was difficult to send a parcel

Ease of sending parcel – those with an impacting/limiting condition (Waves 1 & 2 combined)



Source: Ofcom Quality of postal services survey Jan/Jul-23

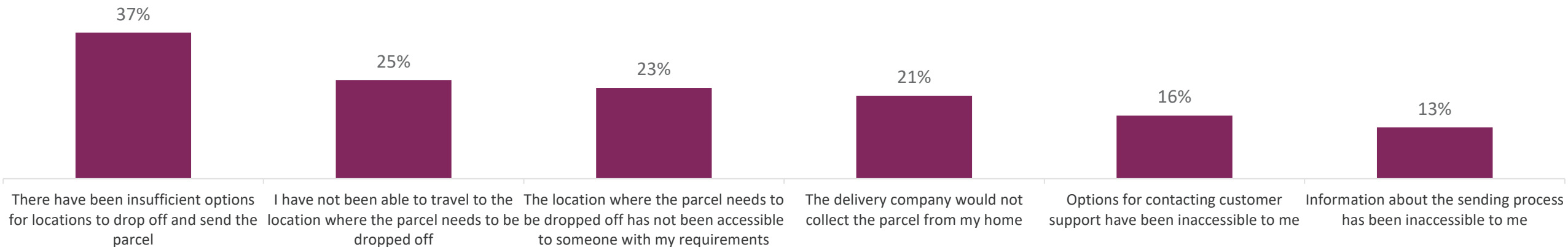
Q10. Ease of sending a parcel: You said you've used the following companies to send a parcel. In general, how easy or difficult have you found that process in the

Q10. Base: All respondents (with an impacting/limiting condition) who have used [delivery company] to send a parcel JAN/JULY 2023: Any (1343), Royal Mail (1120), DPD (147), Evri (489), Parcelforce (228), Yodel (166), Amazon (310), Average combined base (225).

Parcel senders with an impacting or limiting condition say that the most common reason for experiencing difficulty when sending a parcel is insufficient drop off location options

Difficulty in sending – those with a limiting/impacting condition by NET: Any company* (Waves 1 & 2 combined)

No sig testing applied



Source: Ofcom Quality of postal services survey Jan/Jul-23

Q11. Reason for difficulty: You said you have found the process of sending a parcel with the following companies difficult in the past. Why is that?

Q11. Base: All respondents with a limiting/impacting condition who have used [delivery company] to send a parcel and found it difficult JAN/JULY 2023: NET: Any company (113)

*N.B. Figures have been provided at the NET: Any company level since low bases across most companies would not have allowed for a fair comparison.

Appendix 2: Methodological notes

Urban vs. rural analysis

We recognise that urban and rural locations may offer different challenges when it comes to parcel delivery services. Additional analysis has been done to explore whether those living in urban locations have a different experience of parcel delivery services compared to those who live in rural areas within the July 2023 (W2) dataset.

In July 2023 respondents were offered the opportunity to share their post code anonymously. These post codes were associated with survey responses and mapped to urban or rural locations. We note that respondents could decline to provide their post code. Most (94%, 1,949 people) opted to provide their post code.

The analysis in this report highlights the results of the urban vs. rural locations using this post code methodology.

Impacting/limiting conditions

This report refers to people with impacting/limiting conditions. This wording reflects the question used to identify people who have a disability:

S5: ‘Which of these, if any, impact or limit your daily activities or the work you can do?’

For the purposes of analysis, comparison has been made between those who do have impacting/limiting conditions and those who do not.

Additionally, three specific conditions have been focused on, those relating to:

- Eyesight
- Hearing
- Mobility